



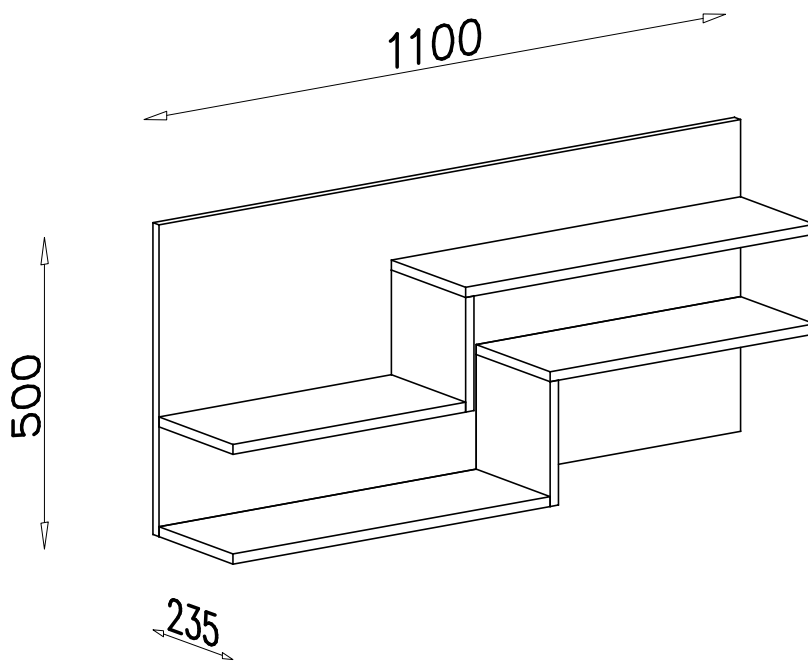

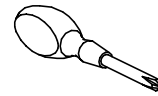


# TEX 9

PRZED ROZPOCZĘCIEM MONTAŻU ZAPOZNAĆ SIĘ Z INSTRUKCJĄ

Narzędzia niezbędne do montażu (nie dostarczane przez producenta)



MONTOWAĆ NA MIEKKIM PODŁOŻU TYPU: KOC, DYWAN.



Y



x1

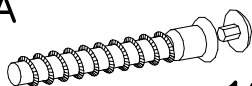
T



4 x 16

x4

A



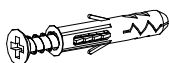
x12

B



x16

L



x2

Z



x1

G



x2